



**INSTALLATION INSTRUCTIONS FOR ESCORT IX RADAR DETECTOR
AND THE MURAKAMI MANUAL DIM REAR VIEW MIRROR**



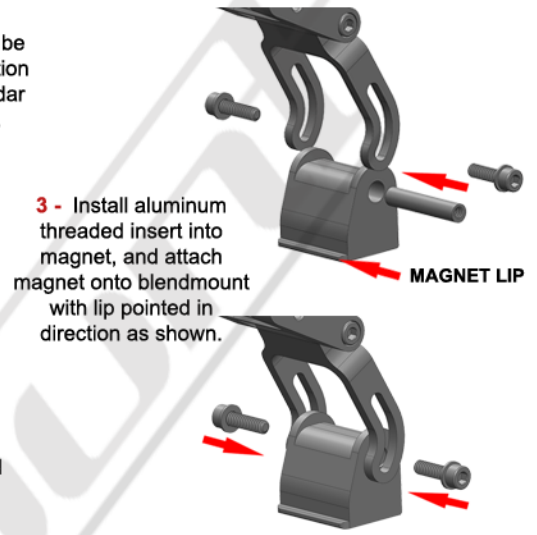
This mount was designed for the Murakami manual dim rear view mirror. It is easy to identify as it has a “chili pepper” shaped stem. This mirror is found in many Japanese vehicles.




1 - The magnet must be removed from the suction cup mount that the radar detector came with.



2 - Unscrew and remove bolt, only the magnetic piece is used with the blendmount.



3 - Install aluminum threaded insert into magnet, and attach magnet onto BlendMount with lip pointed in direction as shown.

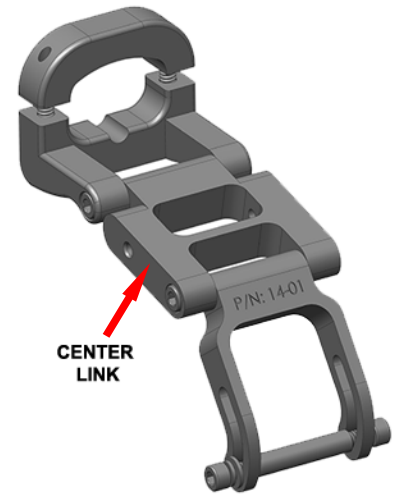


4 - Remove the two socket head screws so the top portion of the mount may be removed. Position the mount on the bottom of the stem as shown above. The edge of the mount needs to be where the tapered part of the stem gets smaller. Reattach the top portion of the mount. Tighten both screws evenly and just before the mount starts to clamp onto the stem, make sure it is in the correct position as indicated by the red arrows. Proceed to tighten both screws until mount is securely attached to the mirror stem.



5 - Install the RD onto the mount. Make the necessary adjustments as shown. Using the vertical adjustment, adjust upward as far as possible while making sure the mirror dimming switch and buttons on top of RD are still accessible. After all adjustments are made, be sure to check that the hinge pivot and vertical adjustment screws are tight. Grab the long arm of the allen wrench to assure that these screws are securely tightened.

BLENDMOUNT ADJUSTMENTS



6 - The center-link may be removed if an overall shorter mount length is needed, depending on your rear view mirror and desired position for the RD. With multiple adjustments available, you should be able to position your RD right where you want it. If you are unable to achieve this, be sure to contact us at 1-707-664-8234

CAUTION

DO NOT use this mount if it interferes with the adjustability or the operation of your rear view mirror in any way.

DO NOT use this mount if the radar detector creates an unsafe viewing obstruction.

DO NOT ATTEMPT TO MODIFY THIS PRODUCT. Consult the manufacturer for assistance.

All BlendMount products are accompanied with detailed installation instructions and adjustment tips. You are encouraged to contact customerservice@blendmount.com or call J28 Design at 1-707-664-8234 for further assistance.

Check the BlendMount Forum for installation tips and some vehicle specific installs.

www.blendmount.com

Your feedback is very important to us. Please email any questions or comments you have to customerservice@blendmount.com